

CLEOPAS

HEADREST

Cod. OCLEOP01

DESCRIPTION

Lounge armchair with nylon shell and swivel base;
Lift with standard auto-return mechanism.

NOTES

Possibility of painted shell on request
Possibility of base and lift to match the shell
Felt pads for wooden floors
RH/LH swivel side table with Ø25 2 mm thick steel arm matching the base and shell and Ø320 mm MDF top with bevelled edge



TECHNICAL INFORMATION

STRUCTURE

Nylon shell (PA) strengthened with fibreglass, 8 mm thick
Inside seat and backrest in regenerated polypropylene

PADDING in highly elastic cold moulded polyurethane foam

Seat, backrest and armrests: 12 mm thick, density 60 kgm³ with variable depth in the different parts

BASE

Ø840 mm 4-star aluminium base, white, anthracite or bronze

MECHANISM

MEC30 – fixed plate
MEC27 – tilt mechanism

COVER

Categories: B03-D02-D03-D04-D05-E01-E02-E3-E04-I01-I02-M01-M02-M03-P01
(see "FINISHING COLLECTION" file)

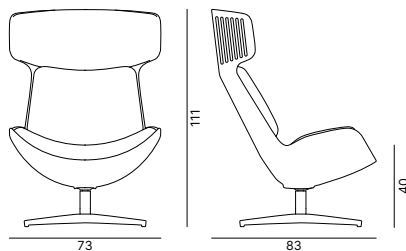
DIMENSIONS

Dimensions expressed in millimetres

chair
W 730 H 1110 D 830

seat
W 720 H 370 D 510

backrest
W 770 H 570



WEIGHT

Net weight per chair: 22,0 Kg
Gross weight per chair: 27,5 Kg

PACKAGING

1 chair per box
760×850×1160

VOLUME

m³ box: 0,75

CLEOPAS

HEADREST WITH UPHOLSTERED SHELL

Cod. OCLEOP21

DESCRIPTION

Lounge armchair with upholstered shell and swivel base;
Lift with standard auto-return mechanism.

NOTES

Possibility of base and lift to match the shell

Felt pads for wooden floors

RH/LH swivel side table with Ø25 2 mm thick steel arm matching the base and shell and Ø320 mm MDF top with bevelled edge



TECHNICAL INFORMATION

STRUCTURE

Nylon shell (PA) strengthened with fibreglass, 8 mm thick
Inside seat and backrest in regenerated polypropylene

PADDING in highly elastic cold moulded polyurethane foam

Seat, backrest and armrests: 12 mm thick, density 60 kgm³ with variable depth in the different parts

BASE

Ø840 mm 4-star aluminium base, white, anthracite or bronze

MECHANISM

MEC30 – fixed plate

MEC27 – tilt mechanism

COVER

Categories: B03-C01-C05-D02-D03-D04-D05-E01-E02-E3-E04-I01-I02-M01-M02-M03-P01
(see "FINISHING COLLECTION" file)

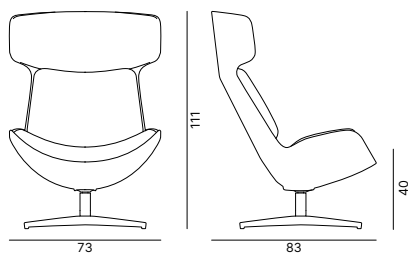
DIMENSIONS

Dimensions expressed in millimetres

chair
W 730 H 1110 D 830

seat
W 720 H 370 D 510

backrest
W 770 H 570



WEIGHT

Net weight per chair: 22,0 Kg
Gross weight per chair: 27,5 Kg

PACKAGING

1 chair per box
760×850×1160

VOLUME

m³ box: 0,75

CLEOPAS

LOW

Cod. OCLEOB01

DESCRIPTION

Lounge armchair with nylon shell and swivel base;
Lift with standard auto-return mechanism.

NOTES

Possibility of painted shell on request

Possibility of base and lift to match the shell

Felt pads for wooden floors

RH/LH swivel side table with Ø25 2 mm thick steel arm matching the base and shell and Ø320 mm MDF top with bevelled edge



TECHNICAL INFORMATION

STRUCTURE

Nylon shell (PA) strengthened with fibreglass, 8 mm thick
Inside seat and backrest in regenerated polypropylene

PADDING in highly elastic cold moulded polyurethane foam

Seat, backrest and armrests: 12 mm thick, density 60 kgm³ with variable depth in the different parts

BASE

Ø840 mm 4-star aluminium base, white, anthracite or bronze

MECHANISM

MEC30 – fixed plate

MEC27 – tilt mechanism

COVER

Categories: B03-C01-C05-D02-D03-D04-D05-E01-E02-E3-E04-I01-I02-M01-M02-M03-P01
(see "FINISHING COLLECTION" file)

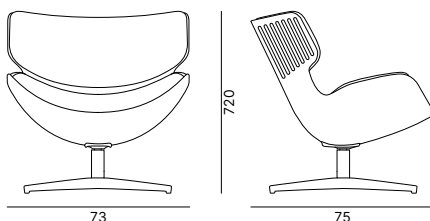
DIMENSIONS

Dimensions expressed in millimetres

chair
W 730 H 770 D 740

seat
W 720 H 370 D 510

backrest
W 430 H 570



WEIGHT

Net weight per chair: 19,5 Kg
Gross weight per chair: 25,0 Kg

PACKAGING

1 chair per box
760×850×820

VOLUME

m³ box: 0,53

CLEOPAS

LOW, UPHOLSTERED SHELL

Cod. OCLEOB21



DESCRIPTION

Lounge armchair with upholstered shell and swivel base;
Lift with standard auto-return mechanism.

NOTES

Possibility of base and lift to match the shell

Felt pads for wooden floors

RH/LH swivel side table with Ø25 2 mm thick steel arm matching the base and shell and Ø320 mm MDF top with bevelled edge

TECHNICAL INFORMATION

STRUCTURE

Nylon shell (PA) strengthened with fibreglass, 8 mm thick
Inside seat and backrest in regenerated polypropylene

PADDING in highly elastic cold moulded polyurethane foam

Seat, backrest and armrests: 12 mm thick, density 60 kgm³ with variable depth in the different parts

BASE

Ø840 mm 4-star aluminium base, white, anthracite or bronze

MECHANISM

MEC30 – fixed plate

MEC27 – tilt mechanism

COVER

Categories: B03-C01-C05-D02-D03-D04-D05-E01-E02-E3-E04-I01-I02-M01-M02-M03-P01
(see "FINISHING COLLECTION" file)

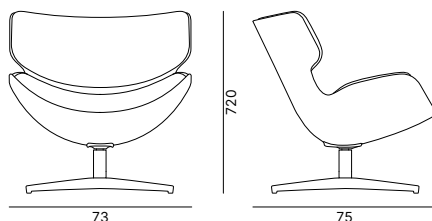
DIMENSIONS

Dimensions expressed in millimetres

chair
W 730 H 770 D 740

seat
W 720 H 370 D 510

backrest
W 430 H 570



WEIGHT

Net weight per chair: 19,5 Kg
Gross weight per chair: 25,0 Kg

PACKAGING

1 chair per box
760×850×820

VOLUME

m³ box: 0,53